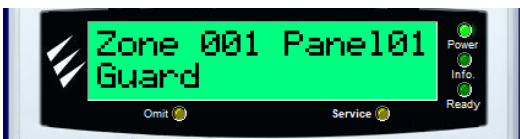




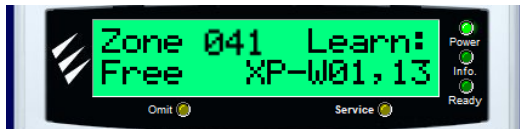
Press **1234** on the control panel. The below message will be displayed.



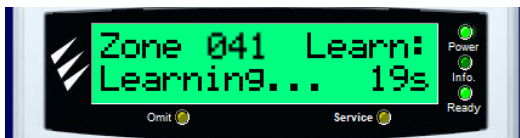
Press Yes ✓



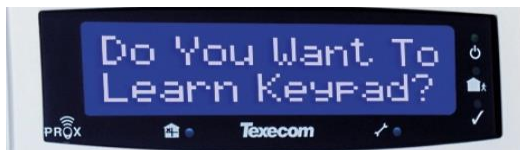
Press any free zone number (**041**) to learn your keypad



Press reset button ↻



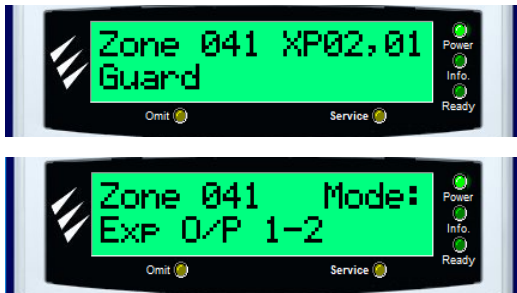
When it starts learning you need insert the 4 Batteries into the wireless keypad & Will show "Do you Want To Learn Keypad?" on your wireless keypad



Press Yes ✓



Press Yes ✓



Caution: Do not change Zone type & Wiring type.

Press Menu () two times on the control panel and then press **Yes** to logoff from your control panel

FAQ:

1. Where do I place the 4 batteries in the wireless keypad?

Ans: The below image will give you an idea on placing of 4 batteries inside the wireless keypad.

